

# SGI 2018

The 12<sup>th</sup> Annual Meeting of the Society of Gastrointestinal Intervention

## Welcome Message

### Dear colleagues,

On behalf of the committee of the Society of Gastrointestinal Intervention (SGI), we cordially invite you to join the 12<sup>th</sup> annual meeting of SGI which will take place from October 18<sup>th</sup> to 20<sup>th</sup>, 2018 at the International Youth Convention Center, Nanjing, China.

Founded in 2007, the SGI aims to maximize interdisciplinary collaborations, share technological innovations, foster future specialists, and become a role model as a unique international meeting in the field of gastrointestinal (GI) interventions. The SGI is continuously devoted to build a high platform for multidisciplinary communications among interventional radiologists, endoscopists, and surgeons. The scientific program of SGI 2018 will focus on the latest trends in GI interventions for cancer. It will be an interactive meeting based on expert lectures, presentations, and live demonstrations. Workshops on GI interventional procedures will be also held. All participants will very much enjoy the opportunity for sharing their education, experiences, researches, innovations, managements, etc. We would like to encourage you to submit your abstracts for potential oral or poster presentations.

We are proud to announce that the venue of SGI has been relocated to a charming city in China from the previous host, beautiful Korea. Nanjing, only one and a half hours away from northern Shanghai by express train, is situated in the golden Yangtze River Delta. As a historical city and the capital of Jiangsu Province, Nanjing represents many of the 3000-year Chinese culture. With its majestic landscapes and epic history and cultures, it has become a hotspot for tourists who hunt for its beauty and values.

SGI 2018 and the city of Nanjing will be ready to welcome you, show you, and bring you academic, spiritual, and physical enjoyment. We look forward to your participation in SGI 2018!

Sincerely yours,



DongKi Lee

- President -



Gao-Jun Teng

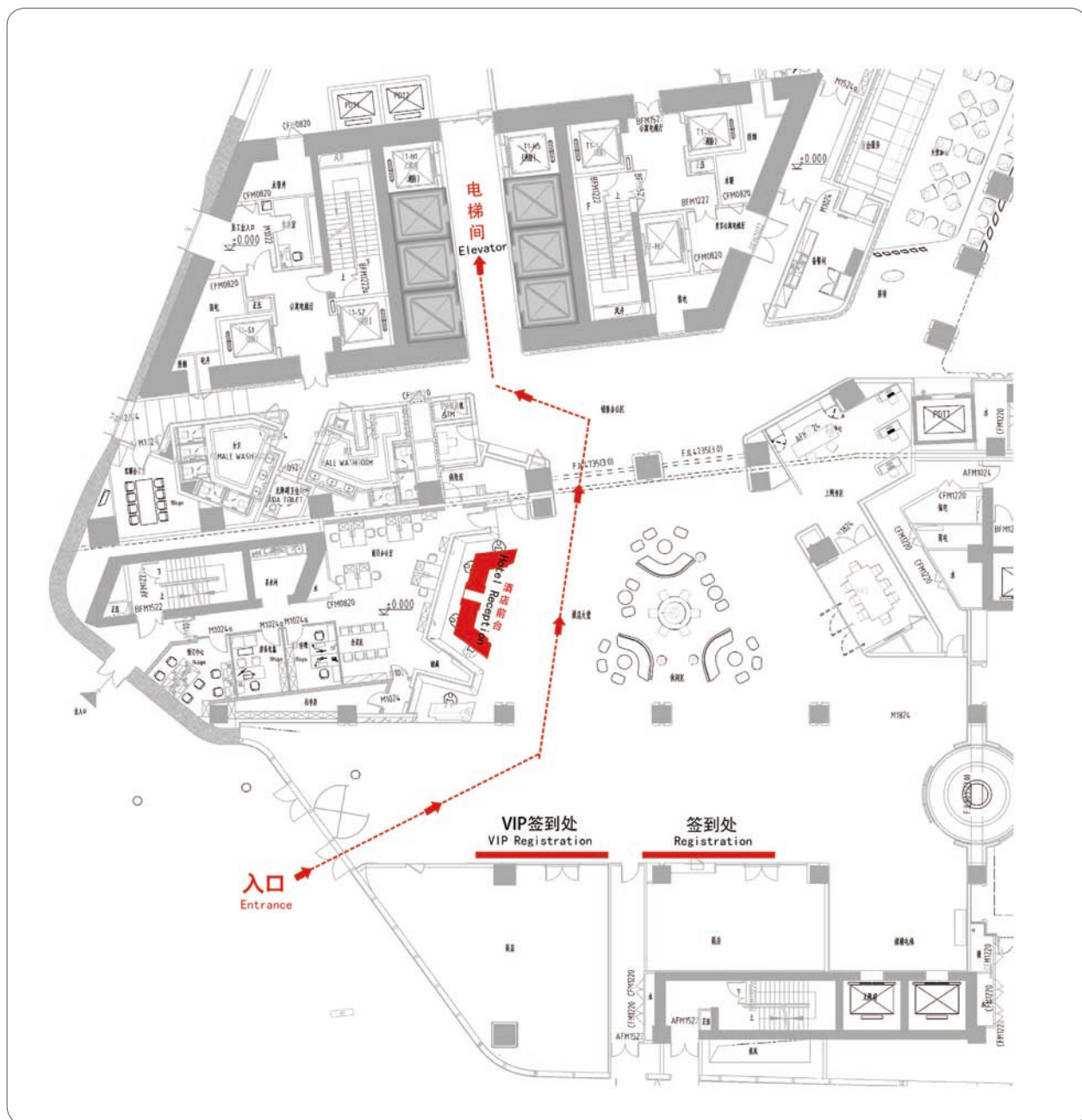
- Local President -



Young Deok Cho

- Secretary General -

# Floor plan 1F

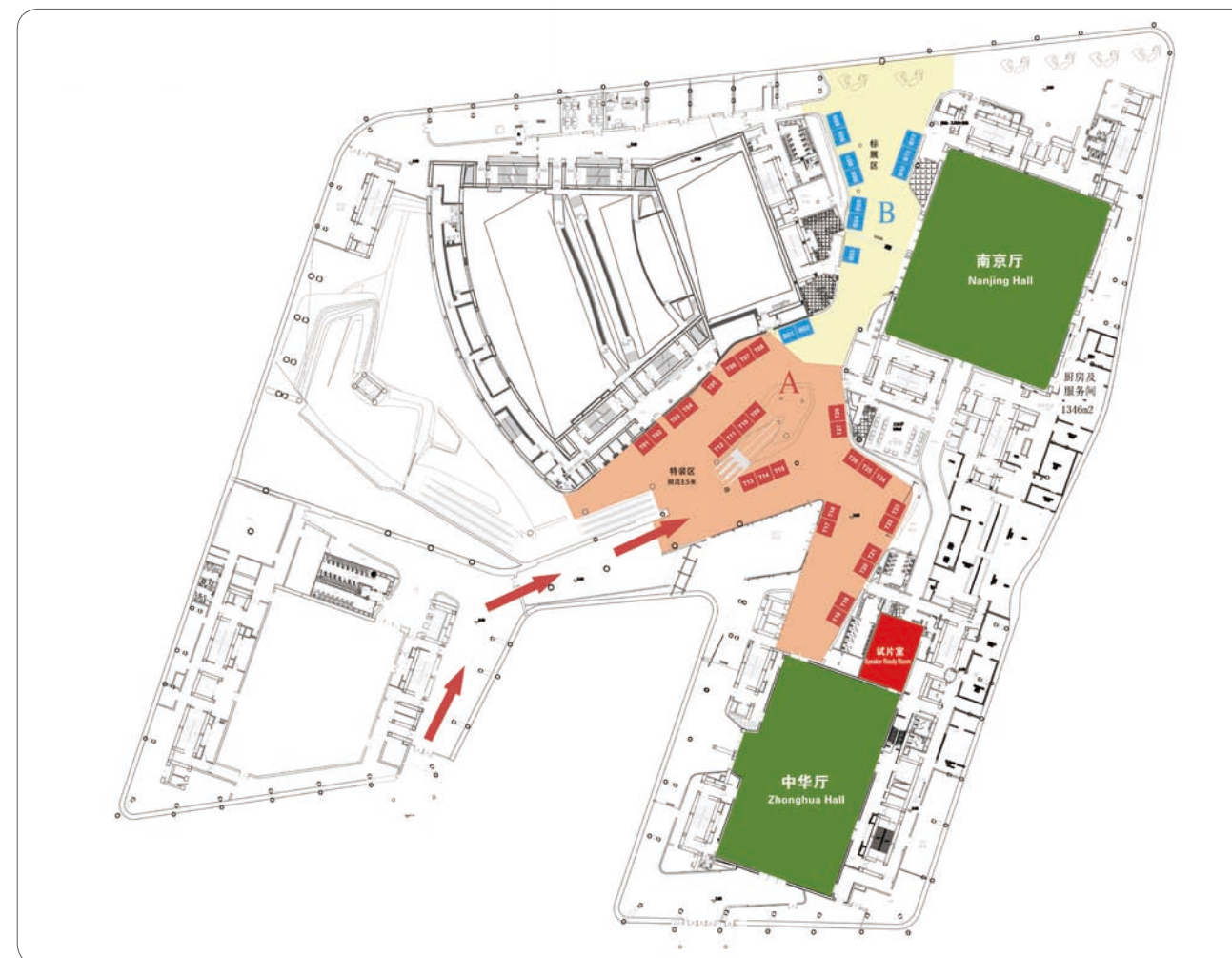


### To the meeting venue:

The hotel and convention center are twin towers which are linked at the bottom. The access to the convention center is located on the 5<sup>th</sup> floor. Please take the elevator (to the right of the Reception on the 1<sup>st</sup> floor or from your room) to the 5<sup>th</sup> floor, and then follow the signs to the Convention Center.

Zhonghua Halls and Nanjing Halls are on the 5<sup>th</sup> floor of the Convention Center. Please use the escalators to get to the 7<sup>th</sup> floor for Rooms 725, 730, 733, and 736.

# Floor plan 5F



B01	BRACCO IMAGING KOREA	B08	SCION MEDICAL TECHNOLOGIES 赛昂(上海)医疗器械有限公司	T01-T02	FUJIFILM (CHINA) INVESTMENT CO.,LTD 富士胶片(中国)投资有限公司
B02	NEXTBIOMEDICAL	B09	SGI JOURNAL	T03-T04	OLYMPUS 奥林巴斯
B03	MEDIWOOD CO., LTD.	B10	NANJING LIANGSHI MEDICAL INSTRUMENT CO.,LTD 南京良仕医疗器械有限公司	T09-T12	M.I.TECH CO., LTD.
B04-B05	SIEMENS HEALTHCARE LIMITED 西门子医疗系统有限公司	B11	NANJING PERLOVE MEDICAL EQUIPMENT CO.,LTD 南京普爱医疗设备股份有限公司	T13-T15	MICRO-TECH 南京微创
B06	BEIJING WEMED MEDICAL EQUIPMENT CO., LTD 北京唯迈医疗设备有限公司	B12	SHEN ZHEN WANHE PHARMACEUTICAL CO.,LTD. 深圳万和制药有限公司	T16-T17	S&G BIOTECH INC.
B07	JIANGSU HENGRUI MEDICINE CO.,LTD 江苏恒瑞医药股份有限公司			T24-T26	TAEWOONG MEDICAL
				T28	BOSTON SCIENTIFIC 波科国际医疗贸易(上海)有限公司



## Invited Faculties

<b>Korea</b>	Jeong–Sik Byeon	Asan Medical Center, University of Ulsan College of Medicine
<b>Korea</b>	Bo–In Lee	Seoul St. Mary’s Hospital, College of Medicine, The Catholic University of Korea
<b>China</b>	Rui–Hua Shi	Zhongda Hospital, Southeast University
<b>China</b>	Zhi–Ning Fan	The First Affiliated Hospital with Nanjing Medical University & Jiangsu Province Hospital
<b>Korea</b>	Jun Chul Park	Yonsei University College of Medicine
<b>UK</b>	Hans–Ulrich Laasch	The Christie NHS Foundation Trust
<b>China</b>	Tian–Zhi An	Affiliated Hospital of Guizhou Medical University
<b>Korea</b>	Chan Gyoo Kim	National Cancer Center
<b>Korea</b>	Hyunsoo Chung	Seoul National University College of Medicine
<b>Korea</b>	Joo Young Cho	Cha Bundang Medical Center, Cha University College of Medicine
<b>USA</b>	Richard A. Kozarek	Virginia Mason Medical Center, University of Washington
<b>Korea</b>	Ho–Young Song	Asan Institute for Life Sciences, University of Ulsan College of Medicine, Asan Medical Center
<b>USA</b>	Shayan Irani	Digestive Disease Institute, Virginia Mason Medical Center
<b>Korea</b>	Chang Won Kim	Pusan National University School of Medicine, Pusan National University Hospital
<b>China</b>	Zhen–Ling Ji	Zhongda Hospital, Southeast University
<b>Korea</b>	Dong Jae Shim	Incheon St. Mary’s Hospital, The Catholic University of Korea
<b>China</b>	Chun–Qing Zhang	Provincial Hospital Affiliated to Shandong University
<b>China</b>	Jiaywei Tsauo	National Cancer Center/ Cancer Hospital, Chinese Academy of Medical Sciences and Peking Union Medical College
<b>USA</b>	Michel Kahaleh	Weill Cornell Medical College, Cornell University
<b>Korea</b>	Sung–Gwon Kang	S&G Biotech Inc.
<b>Japan</b>	Hiroyuki Isayama	Graduate School of Medicine, Juntendo University
<b>China</b>	Gao–Jun Teng	Zhongda Hospital, Southeast University
<b>USA</b>	Kenneth F. Binmoeller	California Pacific Medical Center
<b>Korea</b>	Jae Hee Cho	Gachon University, Gil Medical Center
<b>Korea</b>	Sang Hyub Lee	Seoul National University Bundang Hospital, Seoul National University College of Medicine
<b>Korea</b>	Jong Soo Shin	Hallym University Dongtan Sacred Heart Hospital
<b>Korea</b>	DongKi Lee	Gangnam Severance Hospital, Yonsei University College of Medicine
<b>Korea</b>	Dong Il Gwon	Asan Medical Center, University of Ulsan College of Medicine
<b>Korea</b>	Jong Yun Won	Yonsei University College of Medicine
<b>Korea</b>	Don Haeng Lee	Inha University School of Medicine, Inha University Hospital
<b>China</b>	Jian–Jun Luo	Zhongshan Hospital, Fudan University
<b>China</b>	Feng Duan	Chinese PLA General Hospital
<b>China</b>	Xiao–Li Zhu	Department of Interventional Radiology The First Affiliated Hospital of Soochow University
<b>Korea</b>	Dong Ho Hyun	Samsung Medical Center, Sungkyunkwan University School of Medicine
<b>Korea</b>	Dae Won Jun	Hanyang University College of Medicine

<b>China</b>	Shu–You Peng	The Second Affiliated Hospital of Zhejiang University School of Medicine
<b>China</b>	Hai–Dong Zhu	Zhongda Hospital, Southeast University
<b>China</b>	Jun–Hui Sun	The First Affiliated Hospital, School of Medicine, Zhejiang University
<b>China</b>	Fei Gao	Sun Yat–Sen University Cancer Center
<b>China</b>	Qing–Song Tao	Zhongda Hospital, Southeast University
<b>Korea</b>	Hyuk Lee	Samsung Medical Center, Sungkyunkwan University School of Medicine
<b>Korea</b>	Jin Kim	Korea Cancer Center Hospital, Korea Institute of Radiological and Medical Sciences
<b>Korea</b>	Dong Hoon Yang	Asan Medical Center, University of Ulsan College of Medicine
<b>UK</b>	Raman Uberoi	John Radcliffe Hospital, Oxford University Hospitals
<b>Japan</b>	Koichiro Yamakado	Hyogo College of Medicine
<b>Korea</b>	Se Hwan Kwon	Kyung Hee University Medical Center
<b>Argentina</b>	Mariano E. Giménez	Hospital de Clínicas José de San Martín, University of Buenos Aires
<b>Korea</b>	In Joon Lee	National Center Center
<b>Korea</b>	Min Woo Lee	Samsung Medical Center, Sungkyunkwan University School of Medicine
<b>Taiwan</b>	Kai–Wen Huang	National Taiwan University Hospital
<b>USA</b>	Edward W. Lee	Ronald Reagan–UCLA Medical Center
<b>Korea</b>	Jung–Hoon Park	Asan Medical Center, University of Ulsan College of Medicine
<b>Egypt</b>	Nader Bakheet	Cairo University
<b>Korea</b>	Jin Hyoung Kim	Asan Medical Center, University of Ulsan College of Medicine
<b>Japan</b>	Teiji Kuzuya	Nagoya University Graduate School of Medicine
<b>USA</b>	Kevin Kim	Yale School of Medicine
<b>USA</b>	Jeffrey H. Lee	The University of Texas MD Anderson Cancer Center
<b>Japan</b>	Reiko Ashida	Osaka International Cancer Institute
<b>USA</b>	Walter Park	Stanford Gastroenterology and Digestive Health Clinic
<b>China</b>	Li–Zhi Niu	Fuda Cancer Hospital, Jinan University School of Medicine
<b>China</b>	Zhong–Min Wang	Ruijin Hospital, Shanghai Jiao Tong University School of Medicine
<b>Korea</b>	Eui Kyu Chie	Seoul National University College of Medicine
<b>Korea</b>	Jinhong Park	Asan Medical Center, University of Ulsan College of Medicine
<b>Korea</b>	Man–Deuk Kim	Yonsei University College of Medicine
<b>China</b>	Qi Zhang	Zhongda Hospital, Southeast University
<b>Korea</b>	Jong Woo Kim	University of Ulsan College of Medicine, Asan Medical Center
<b>Korea</b>	Kichang Han	Severance Hospital, Yonsei University College of Medicine
<b>China</b>	Bing–Rong Liu	Hospital of the GI Diseases, The First Affiliated Hospital of Zhengzhou University
<b>China</b>	Ping–Hong Zhou	Zhongshan Hospital, Fudan University
<b>Korea</b>	Yunho Jung	Soonchunhyang University Seoul Hospital
<b>China</b>	Shu–Tian Zhang	Beijing Friendship Hospital, Capital Medical University
<b>Spain</b>	Jose Ramón Armengol–Miró	Vall d’Hebron University Hospital, Wider–Barcelona
<b>China</b>	Zhen–Dong Jin	Changhai Hospital of Shanghai
<b>Korea</b>	Sang Myung Woo	Graduate School of Cancer Science and Policy, National Cancer Center
<b>Japan</b>	Naoki Hiki	Cancer Institute Hospital of the Japanese Foundation for Cancer Research

<b>China</b>	Ze-Kuan Xu	First Affiliated Hospital of Nanjing Medical University
<b>China</b>	Cai-Lian Wang	Zhongda Hospital, Southeast University
<b>China</b>	Lu Yin	Ruijin Hospital Affiliated to Shanghai Jiaotong University School of Medicine
<b>Korea</b>	Jin Hong Kim	Ajou University School of Medicine
<b>Korea</b>	Yun Hwan Kim	Korea University Anam Hospital, Korea University College of Medicine
<b>Korea</b>	Hyun-Ki Yoon	University of Ulsan College of Medicine, Asan Medical Center
<b>Korea</b>	Hwoon-Yong Jung	University of Ulsan College of Medicine, Asan Medical Center
<b>Korea</b>	Seungmin Bang	Yonsei University College of Medicine
<b>Korea</b>	Young Deok Cho	Soonchunhyang University College of Medicine
<b>Korea</b>	Sangjoon Park	Catholic Kwandong University College of Medicine, International St. Mary's Hospital
<b>Korea</b>	Jong Jun Shim	Soonchunhyang University Hospital Bucheon
<b>China</b>	Ruo-Yu Hu	Zhongda Hospital, Southeast University
<b>USA</b>	Sui Shen	University of Alabama at Birmingham
<b>China</b>	Jun-Sheng Li	Zhongda Hospital, Southeast University
<b>China</b>	Xiao-Long Qi	CHESS Group
<b>China</b>	Hai-Bo Shao	The First Affiliated Hospital of China Medical University
<b>China</b>	Bin Liu	The Second Hospital of Shandong University
<b>China</b>	Zhang-Jun Cheng	Zhongda Hospital, Southeast University
<b>China</b>	Yun-Shi Zhong	Zhongshan Hospital, Fudan University
<b>China</b>	Bing-Yan Liu	Shanghai St. Luke's Hospital
<b>China</b>	Xin Shi	Zhongda Hospital, Southeast University
<b>China</b>	Rui Li	The First Affiliated Hospital of Soochow University
<b>China</b>	Jian-Song Ji	Affiliated Lishui Hospital of Zhejiang University
<b>China</b>	Ming Ding	Zhongda Hospital, Southeast University
<b>China</b>	De-Chao Jiao	The first Affiliated Hospital of Zhengzhou University
<b>China</b>	Zhen Zhao	Zhongda Hospital, Southeast University
<b>China</b>	Fei Jiang	Changhai Hospital of Shanghai
<b>China</b>	Ying Lv	The Affiliated Nanjing Drum Tower Hospital of Nanjing University Medical School
<b>China</b>	Hai-Peng Yu	Tianjin Medical University Cancer Institute & Hospital
<b>China</b>	Jie Pan	Peking Union Medical College Hospital
<b>China</b>	Jian Lu	Zhongda Hospital, Southeast University
<b>China</b>	Juan Liu	Zhongda Hospital, Southeast University
<b>China</b>	Xiao-Feng Chen	The First Affiliated Hospital of Nanjing Medical University
<b>China</b>	Bin Xiao	First Affiliated Hospital of Nanjing Medical University
<b>China</b>	Jie-Fang Guo	Changhai Hospital of Shanghai
<b>China</b>	Xi-Tai Sun	The Affiliated Nanjing Drum Tower Hospital of Nanjing University Medical School
<b>China</b>	Gui-Qi Wang	National Cancer Center/Cancer Hospital, Chinese Academy of Medical Sciences and Peking Union Medical College
<b>China</b>	Yue-Wei Zhang	Beijing Tsinghua Changgung Hospital
<b>China</b>	Rong Chen	Zhongda Hospital, Southeast University
<b>China</b>	Zhuo Yang	The General Hospital of Shenyang Military Region
<b>China</b>	Si-De Liu	Nanfang Hospital, Southern Medical University

<b>China</b>	Zhi Wang	Zhongda Hospital, Southeast University
<b>China</b>	Chen Liu	Beijing Cancer Hospital
<b>China</b>	Xiao-Ping Gu	The Affiliated Nanjing Drum Tower Hospital of Nanjing University Medical School
<b>China</b>	Mu-Huo Ji	Zhongda Hospital, Southeast University
<b>China</b>	Jing-Min Wang	Zhongda Hospital, Southeast University
<b>China</b>	Jun Chen	Cancer Hospital of Jiangsu Province, Cancer Institution of Jiangsu Province
<b>China</b>	Hong-Guang Wang	People's Hospital of Jilin City
<b>China</b>	Shun He	National Cancer Center/Cancer Hospital, Chinese Academy of Medical Sciences and Peking Union Medical College
<b>China</b>	Jia-Ping Li	The First Affiliated Hospital, Sun Yat-Sen University
<b>China</b>	Zheng-Qiang Yang	The First Affiliated Hospital of Nanjing Medical University
<b>China</b>	Hui-Min Lu	West China Hospital, Sichuan University
<b>China</b>	Gang Zhao	Shanghai East Hospital
<b>China</b>	Lu Wang	Zhongshan Hospital, Fudan University
<b>China</b>	Wei-Dong Jia	The First Affiliated Hospital of USTC (Anhui Provincial Hospital)
<b>China</b>	Zhi Wang	Zhongda Hospital, Southeast University
<b>China</b>	Ling-Xiao Liu	Zhongshan Hospital, Fudan University
<b>China</b>	Guang-Shao Cao	Henan Provincial People's Hospital
<b>China</b>	Hai-Bin Shi	The First Affiliated Hospital of Nanjing Medical University
<b>China</b>	Lin Zhang	Beijing Tsinghua Changgung Hospital
<b>China</b>	Jiang-Tao Li	Zhejiang University 2nd Hospital
<b>China</b>	Ting-Sheng Ling	The Affiliated Nanjing Drum Tower Hospital of Nanjing University Medical School
<b>China</b>	Yao-Ping Shi	Renji Hospital, School of Medicine, Shanghai Jiaotong University
<b>China</b>	Gang Deng	Zhongda Hospital, Southeast University
<b>China</b>	Tong-Guo Si	Tianjin Medical University Cancer Institute & Hospital
<b>China</b>	Ying-Kun He	Henan Provincial People's Hospital
<b>China</b>	Hong Chen	Zhongda Hospital, Southeast University
<b>China</b>	Zhe Wang	Affiliated Zhongshan Hospital of Dalian University
<b>China</b>	Wu-Wei Yang	Chinese PLA General Hospital
<b>China</b>	Lin-Zhong Zhu	Beijing Cancer Hospital
<b>China</b>	Lin-Sun Li	The First Affiliated Hospital of Nanjing Medical University
<b>China</b>	Liang Zong	Northern Jiangsu People's Hospital, China
<b>China</b>	Di-Wen Zhu	The First Affiliated Hospital of Xinjiang Medical University
<b>China</b>	Fang-Yu Wang	Jinling Hospital, Clinical School of Medical College, Nanjing University
<b>China</b>	Yu Wang	Zhongda Hospital, Southeast University
<b>China</b>	Wei-Wei Ding	Jinling Hospital, Clinical School of Medical College, Nanjing University
<b>China</b>	Xu He	Nanjing First Hospital, Nanjing Medical University
<b>China</b>	Yu-Liang Li	The Second Hospital of Shandong University
<b>China</b>	Lin Miao	The Second Affiliated Hospital of Nanjing Medical University
<b>China</b>	Cai-Fang Ni	First Affiliated Hospital of Soochow University
<b>China</b>	Fen-Qiang Li	The First Hospital Affiliated to Lanzhou University
<b>China</b>	Ye-Fa Yang	Eastern Hepatobiliary Surgery Hospital

<b>China</b>	Hao Xu	The Affiliated Hospital of Xuzhou Medical College
<b>China</b>	Chuan–Sheng Zheng	Union Hospital, Tongji Medical College, Huazhong University of Science and Technology
<b>China</b>	Huai Li	Cancer Hospital, Chinese Academy of Medical Sciences
<b>China</b>	Guo–Liang Shao	Zhejiang Cancer Hospital
<b>China</b>	Hai–Liang Li	The Affiliated Cancer Hospital of Zhengzhou University, Henan Cancer Hospital
<b>China</b>	Kang–Shun Zhu	The Second Affiliated Hospital of Guangzhou Medical University
<b>China</b>	Guo–Hui Xu	Sichuan Cancer Hospital
<b>China</b>	Long Jin	Beijing Friendship Hospital, Capital Medical University
<b>China</b>	Zai–Ming Lu	Shengjing Hospital, China Medical University
<b>China</b>	Cai–Xia Li	Qilu Hospital, Shandong University
<b>China</b>	Wei Mou	Southwest Hospital
<b>China</b>	Jian–Bin Wu	The Second Affiliated Hospital and Yuying Children’s Hospital of Wenzhou Medical University
<b>China</b>	Hua Xiang	Hunan Provincial People’s Hospital
<b>China</b>	Wei–Fu Lv	The First Affiliated Hospital of USTC (Anhui Provincial Hospital)
<b>China</b>	Zhi–Yuan Wu	Ruijin Hospital Affiliated to Shanghai Jiaotong University School of Medicine
<b>China</b>	Gui–Yun Jin	The First Affiliated Hospital of Hainan Medical College
<b>China</b>	Zhong–Wei Zhao	Affiliated Lishui Hospital of Zhejiang University
<b>China</b>	Shi–Cheng He	Zhongda Hospital, Southeast University
<b>China</b>	Xiao–Yong Huang	Beijing Anzhen Hospital, Capital Medical University
<b>China</b>	Ming–Sheng Huang	The Third Affiliated Hospital of Sun Yat–sen University
<b>China</b>	Guo–Hong Han	Xijing Hospital
<b>China</b>	Jian–Bo Zhao	Nanfang Hospital, Southern Medical University
<b>China</b>	Lei Li	The First Hospital Affiliated to Lanzhou University
<b>China</b>	Xiao–Bo Hu	Jinling Hospital, Clinical School of Medical College, Nanjing University
<b>China</b>	Yu–Zheng Zhuge	Drum Tower Hospital Affiliated to Medical School of Nanjing University
<b>China</b>	Guang–Yu Zhu	Zhongda Hospital, Southeast University
<b>China</b>	Li Zhu	General Hospital of Ningxia Medical University
<b>China</b>	Chang Zhao	Affiliated Tumor Hospital of Guangxi Medical University
<b>China</b>	Chuang He	Southwest Hospital
<b>China</b>	Rong Ding	Yunnan Tumor Hospital
<b>China</b>	Sen Jiang	Tongji University Affiliated Shanghai Pulmonary Hospital
<b>China</b>	Dong Lu	The First Affiliated Hospital of USTC (Anhui Provincial Hospital)
<b>China</b>	Zhu–Ting Fang	Provincial Hospital of Fujian
<b>China</b>	Zhi–Jin Chen	Ruijin Hospital Luwan Branch, Shanghai Jiao Tong University School of Medicine
<b>China</b>	Shi Zhou	The Affiliated Hospital of Guizhou Medical University
<b>China</b>	Hui Xue	First Affiliated Hospital of Xi’an Jiaotong University
<b>China</b>	Ying–Chun Li	The 2nd Affiliated Hospital of Kunming Medical University
<b>China</b>	Hong–Shan Zhong	The First Affiliated Hospital of China Medical University
<b>China</b>	Chang–Long Hou	The First Affiliated Hospital of USTC (Anhui Provincial Hospital)
<b>China</b>	Tan–Yang Zhou	The First Affiliated Hospital, School of Medicine, Zhejiang University
<b>China</b>	Ji–Jin Yang	Changhai Hospital of Shanghai

<b>China</b>	Yi–Ping Zhuang	Cancer Hospital of Jiangsu Province, Cancer Institution of Jiangsu Province
<b>China</b>	Rui–Fan Yuan	The Second Affiliated Hospital of Nantong University
<b>China</b>	Zhen–Hai Di	The Affiliated Hospital of Jiangsu University
<b>China</b>	Wei–Jun Fan	Sun Yat–Sen University Cancer Center
<b>China</b>	Xin Ye	Shandong Provincial Hospital Affiliated to Shandong University
<b>China</b>	Cheng–Li Li	Shandong Medical Imaging Research Institute Affiliated to Shandong University
<b>China</b>	Bo Zhai	Renji Hospital, School of Medicine, Shanghai Jiaotong University
<b>China</b>	Xiao–Qing Zhu	First Affiliated Hospital of Soochow University
<b>China</b>	Wen Fang	Zhongda Hospital, Southeast University
<b>China</b>	Ge Wang	The Second People’s Hospital of Changzhou
<b>China</b>	Tong–Qing Xue	Huaiyin Hospital of Huai’an City
<b>China</b>	Hong–Jian Shi	The Affiliated Wujin Hospital, Jiangsu University
<b>China</b>	Peng–Hua Lv	Northern Jiangsu People’s Hospital
<b>China</b>	Wen–Bin Ding	The Second Affiliated Hospital of Nantong University
<b>China</b>	Feng Dai	The Second Hospital of Nanjing
<b>China</b>	Yu–Qing Gu	Taicang No.1 People’s Hospital
<b>China</b>	Jin–Hua Song	Nanjing First Hospital, Nanjing Medical University
<b>China</b>	Chuan Xu	Sichuan Cancer Hospital
<b>China</b>	Wei–Yu Wang	Anhui Provincial Tumor Hospital
<b>China</b>	Hui Yu	Cancer Hospital of Jiangsu Province, Cancer Institution of Jiangsu Province
<b>China</b>	Yun–Jie Zhu	Third People’s Hospital of Yancheng
<b>China</b>	Jian–Ping Gu	Nanjing First Hospital, Nanjing Medical University
<b>China</b>	Jin–He Guo	Zhongda Hospital, Southeast University
<b>China</b>	Yue–Yong Xiao	Chinese PLA General Hospital
<b>China</b>	Jia–Rui Li	The First Hospital of Jilin University
<b>China</b>	Jian Xu	Jinling Hospital, Clinical School of Medical College, Nanjing University
<b>China</b>	Guo–Wen Yin	Cancer Hospital of Jiangsu Province, Cancer Institution of Jiangsu Province
<b>China</b>	Qi Wang	The First People’s Hospital of Changzhou
<b>China</b>	Duan–Ming Du	The Second People’s Hospital of Shenzhen
<b>China</b>	Bao–Qi Shi	Inner Mongolia People’s Hospital
<b>China</b>	Shan–Zhi Gu	Hunan Cancer Hospital and The Affiliated Cancer Hospital of Xiangya School of Medicine
<b>China</b>	Guang–Yan Si	Hospital (T.C.M) Affiliated to Southwest Medical University
<b>China</b>	Lei Chen	The Affiliated Suzhou Hospital of Nanjing Medical University
<b>China</b>	Bin Zhou	The Affiliated Hospital of Hangzhou Normal University
<b>China</b>	Xiao Zhang	Chinese PLA General Hospital
<b>China</b>	Ning Xia	Ruijin Hospital Luwan Branch, Shanghai Jiao Tong University School of Medicine
<b>China</b>	Cong Ma	The Second Xiangya Hospital of Central South University
<b>China</b>	Yue–Qi Zhu	Shanghai Jiao Tong University Affiliated Sixth People’s Hospital
<b>China</b>	Tao Pan	Zhongda Hospital, Southeast University
<b>China</b>	Cao–Ye Wang	The First People’s Hospital of Changzhou
<b>China</b>	Wei–Zhong Zhou	The First Affiliated Hospital of Nanjing Medical University
<b>China</b>	Xu–Dong Qu	Zhongshan Hospital, Fudan University



## General Information

**Registration Time:** October 18, 2018 @ 08:00 – 22:00

**Registration Location:** Nanjing International Youth Convention Hotel (8 Yecheng Road, Jianye District, Nanjing)

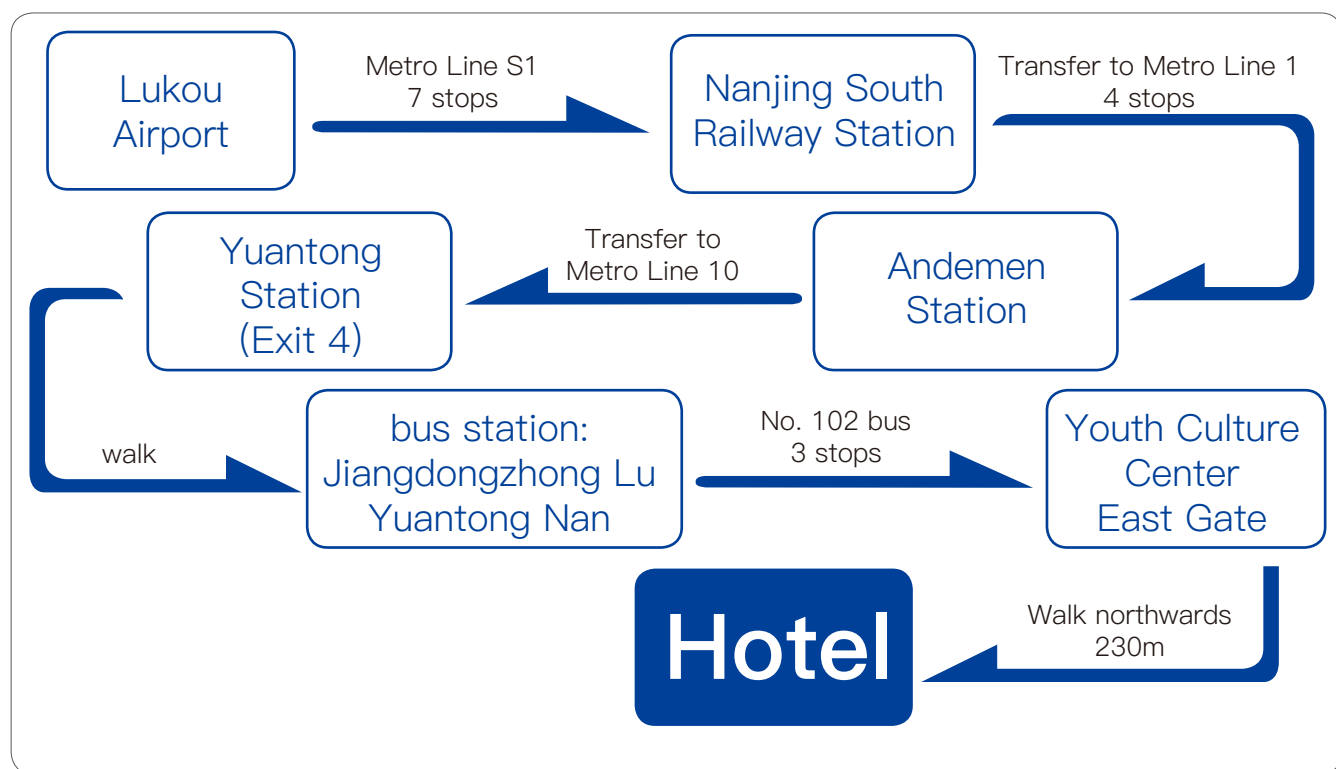
**Meeting Dates:** October 19–20, 2018

**Meeting Venue:** 5<sup>th</sup> & 7<sup>th</sup> floors, Nanjing International Youth Convention Center

## Traffic Routes

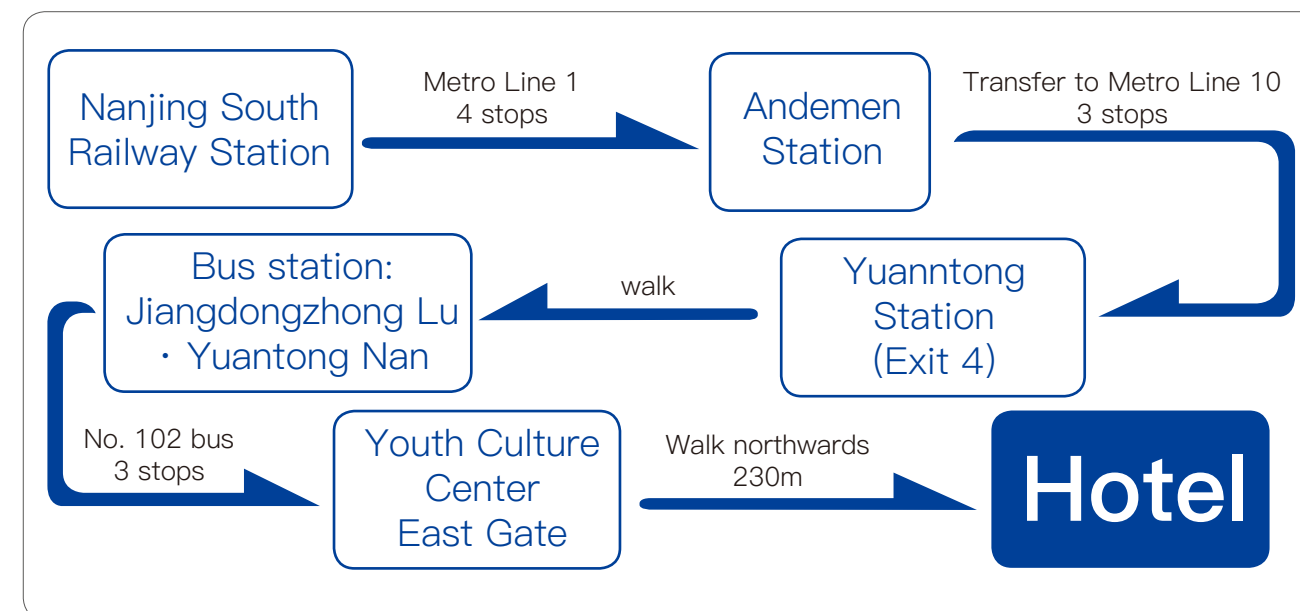
### 1. Nanjing Lukou International Airport Nanjing International Youth Convention Hotel

• Around 40 and 44 min



### 2. Nanjing South Railway Station Nanjing International Youth Convention Hotel

• Around 12.5 km and 21min



October 18, Thursday		
13:30–17:40	Chinese Expert Consultation on Intervention Radiology of Liver Cancer (Chinese) (Bayer)	<b>Jinshajiang Hall</b>

October 19, Friday		
08:00–09:30	Session 1. Local ablation for HCC	<b>Nanjing Hall-A</b>
10:30–11:00	Opening	
11:00–12:20	Keynote Speech	
12:30–13:30	EXPO	
13:30–15:30	Special Session. Esophageal stents: clinical and experimental applications	<b>Nanjing Hall-B</b>
15:30–17:00	Session 2. How to manage ruptured HCC	
17:00–18:30	Session 3. Portal hypertension and portal venous embolization	
08:00–09:30	Session 4. Endoscopic vs. radiologic approach to the management of colorectal obstruction: which is better?	
10:30–11:00	Opening	<b>Zhonghua Hall-A</b>
11:00–12:20	Keynote Speech	
12:30–13:30	EXPO	
13:30–15:00	GI Bleeding Session – 1 (Chinese) (Boston Scientific)	
15:30–17:00	GI Bleeding Session – 2 (Chinese) (Boston Scientific)	<b>Zhonghua Hall-B</b>
17:00–18:30	CCI Youth Session – 1 (Chinese)	
08:00–09:30	Case-based Discussion 1. Feeding strategy in the palliative management of gastrointestinal cancer	
12:30–13:30	Luncheon Symposium – 1. Micro-Tech (Nanjing) Co., Ltd.	
13:30–15:00	Session 5. Endoscopic treatment for complication after GI oncology	<b>Zhonghua Hall-C</b>
15:30–17:00	Session 6. Hybrid approaches in management of gastric tumor	
17:00–18:30	Session 7. Endoscopic treatment for oncologic complications	
08:00–09:30	Debate Session. Cystic pancreatic neoplasms: what's new in 2018? (pancreatic cysts – why the controversy?)	
12:30–13:30	Luncheon Symposium – 2. Boston Scientific	<b>Room 725</b>
13:30–15:00	Session 8. Recent progress of local ablation therapy for pancreaticobiliary malignancy	
15:30–17:00	Session 9. Interventional management in pancreaticobiliary malignancy	
17:00–18:30	Session 10. Tumor ablation therapies	
08:00–09:30	Session 11. The treatment of intermediate-stage HCCs	<b>Room 736</b>
12:30–13:30	EXPO	
13:30–15:00	Session 12. Dark and light of radiation therapy in colorectal cancer	
15:30–17:00	Session 13. Debatable issues in the management of colorectal neoplasia	
17:00–18:30	Session 14. The cutting edge of colorectal endoscopic submucosal dissection	
07:30–08:30	● Live Demonstration-1	
08:45–09:45	● Live Demonstration-2	
12:00–13:00	● Live Demonstration-3	
13:30–14:30	● Video Session-1	
15:30–18:30	● Live Demonstration & Video Session	
12:30–13:30	EXPO	
13:30–15:00	Session 15. Lung metastases	
15:30–17:00	Session 16. A guide to better manuscript writing in English	
17:30–19:30	Editorial Board Meeting	

12:30–13:30	EXPO	<b>Room 730</b>
13:30–15:00	Chinese Session- 1.	
15:30–17:00	Session 17. Sedation symposium	
17:00–18:00	SGI Steering Committee Meeting	<b>Room 733</b>
12:30–13:30	EXPO	
13:30–15:00	CCI-RISE (Radiologist Interventional Skill Enhancement) Project	
15:30–18:30	CCI-RISE (Radiologist Interventional Skill Enhancement) Project	

October 20, Saturday		
08:30–10:00	Tumor Ablation Session – 1.	<b>Nanjing Hall-A</b>
10:30–12:30	Tumor Ablation Session – 2.	
12:30–13:30	EXPO	
13:30–15:30	Tumor Embolization Session.	<b>Nanjing Hall-B</b>
15:30–17:15	CCI Youth Session – 2	
08:30–10:00	Session 18. Approaches to clinical T1b cancers in upper gastrointestinal tract	
10:30–12:30	Session 19. Management of gastrointestinal stromal tumor (GIST)	<b>Zhonghua Hall-A</b>
12:30–13:30	EXPO	
13:30–15:00	Session 20. Strategies for the multidisciplinary management of colorectal cancer	
15:30–17:00	Session 21. Complications related to endoscopic or radiologic intervention of colorectal neoplasia: risk and management	<b>Zhonghua Hall-B</b>
08:30–10:00	Session 22. Introduction of palliative intervention for pancreatic cancer	
10:30–12:30	Session 23. Management of complications after pancreaticobiliary surgery	
12:30–13:30	EXPO	<b>Zhonghua Hall-C</b>
13:30–15:00	Session 24. Recent progress in CBD stones removal under ERCP	
15:30–17:00	Case-based Discussion 2. Management of acute cholecystitis	
17:00–18:30	Free Paper Session – 3.	<b>Room 725</b>
08:30–10:00	Session 25. New strategy for overcoming the stent obstruction in malignant obstruction	
10:30–12:30	Session 26. Non-conventional access for biliary and duodenal stents	
12:30–13:30	EXPO	<b>Room 730</b>
13:30–15:00	Session 27. Multidisciplinary management of necrotizing pancreatitis	
15:30–17:00	Session 28. Bile duct injury: When to repair with surgery and when to use minimally invasive procedures	
17:00–18:30	Free Paper Session – 4.	
08:30–10:00	Free Paper Session – 1.	<b>Room 730</b>
10:30–12:30	Session 29. Management of HCC with PVTT	
12:30–13:30	EXPO	
13:30–15:00	Chinese Session- 2 (Chinese).	
15:30–17:00	Session 30. Other tumor ablation or intervention sessions	
08:30–12:30	● Hands-on Workshop Percutaneous biliary intervention	
14:00–15:00	● Live Demonstration-4	
15:30–17:00	● Video Session-2	
07:30–08:30	SGI Editorial Committee Meeting	
08:30–10:00	Free Paper Session – 2.	
10:00–12:30	Chinese Red Cross Foundation iHOPE (interventional Hengrui Oncology Patient Embrace) Project	

**October 18, Thursday**

**Jiuzhou Hall**

14:00–20:00 Speaker Ready Room

**Jinshajiang Hall**

13:30–17:40 Chinese Expert Consultation on Intervention Radiology of Liver Cancer

**Moderator(s):** 滕皋军, 王建华

Panel Discussion/Expert Comment

郑传胜 李 槐 邵国良 黎海亮 朱康顺 许国辉 金 龙 张跃伟 卢再鸣 李彩霞 牟 玮 杨正强 吴建兵

**October 19, Friday**

**Jiuzhou Hall**

07:30–18:00 Speaker Ready Room

**Nanjing Hall**

10:00–11:00 Opening Ceremony

11:00–12:20 Keynote Speech

**Moderator(s):** Young Deok Cho, Hai-Bin Shi

11:00–11:20 **Lee DongKi** Overcoming the unmet needs of biliary metal stent Yonsei University, Korea

11:20–11:40 **Gao-Jun Teng** Irradiation stents: innovation and application Zhongda Hospital, Southeast University, China

11:40–12:00 **Michel Kahaleh** Therapeutic EUS: the future of endoscopy Weill Cornell Medical College, Cornell University, USA

12:00–12:20 **Bing-Rong Liu** The study on the advancement of Natural orifice transluminal endoscopic surgery (NOTES) The First Affiliated Hospital of Zhengzhou University, China

**Nanjing Hall – A**

08:00–09:30 Session 1. Local ablation for HCC

**Moderator(s):** Edward W. Lee, Hai-Bo Shao

08:00–08:20 **Min Woo Lee** Radiofrequency ablation: is expansion of indication justified? Samsung Medical Center, Sungkyunkwan University School of Medicine, Korea

08:20–08:40 **Hai-Bo Shao** DEB-TACE vs. Microwave ablation: imaging and pathology The First Hospital of China Medical University, China

08:40–09:00 **Bin Liu** CT-guided Percutaneous Microwave Ablation for Liver Tumors The Second Hospital of Shandong University, China

09:00–09:20 **Edward W. Lee** Irreversible electroporation: mechanism and indication Ronald Reagan–UCLA Medical Center, USA

09:20–09:30 Discussion

13:30–15:30 Special Session. Esophageal stents: clinical and experimental applications

**Moderator(s):** Richard A. Kozarek, Ho-Young Song

13:30–13:45 **Hans-Ulrich Laasch** The Role of Esophageal Stents in Malignant Esophageal Strictures The Christie, UK

13:45–14:00 **Kenneth F. Binmoeller** The underwater method of endoscopic mucosal resection without submucosal injection California Pacific Medical Center, USA

14:00–14:15 **Ho Young Song** The Role of Esophageal Stents in Benign Esophageal Strictures University of Ulsan, Korea

14:15–14:30 **Raman Uberoi** How to Treat Endoscope or Stent Induced Esophageal Rupture Oxford University, UK

14:30–14:45 **Jung-Hoon Park** Nanofunctionalized stent for esophageal stent-related restenosis University of Ulsan, Korea

14:45–15:00 **Nader Bakheet** Esophageal Stents: Clinical and Experimental Applications Drug Releasing Stents in the Esophagus Cairo University, Egypt

15:00–15:30 Discussion

15:30–17:00 Session 2. How to manage ruptured HCC

**Moderator(s):** Jong Yun Won, Dong Il Gwon

15:30–15:50 **TBD** Staging of ruptured HCC: Ruptured versus non-ruptured HCC TBD

15:50–16:10 **Lin Zhang** Management of HCC with AP-shunts: strategy updates Beijing Tsinghua Changgung Hospital, China

16:10–16:30 **Jiangtao Li** Open Surgery for Ruptured HCC Zhejiang University 2nd Hospital, Hangzhou, China

16:30–16:50 **Zhang-Jun Cheng** Liver Resection for Ruptured Hepatocellular Carcinoma: Laparoscopic or Open? Zhongda Hospital, Southeast University, China

16:50–17:00 Discussion

17:00–19:00 Session 3. Portal hypertension and portal venous embolization

**Moderator(s):** Sangjoon Park, Dong Il Gwon

17:00–17:07 **Jong Yun Won** Topics related with portal hypertension Yonsei University, Korea

17:07–17:15 **Jong Yun Won** Gastric variceal bleeding: TIPS versus BRTO versus PARTO Yonsei University, Korea

17:15–17:25 **Don Haeng Lee** Controlling GI bleeding with endoscopically applied hemostatic powder Inha University, Korea

17:25–17:35 **Jian-Jun Luo** TIPS for gastroesophageal varices--Reconsideration about HVP and TIPS Fudan University Zhongshan Hospital, China

17:35–17:45 **Feng Duan** TIPS for gastroesophageal varices--IR for Abernathy Malformation Chinese PLA General Hospital, China



17:45–17:55	<b>Xiao–Li Zhu</b> Embolization of portal venous varices during TIPS: glues or coils?	The First Affiliated Hospital of Soochow University, China
17:55–18:05	<b>Dong Ho Hyun</b> Classic BRTO: anatomy and results	Samsung Medical Center, Sungkyunkwan University School of Medicine, Korea
18:05–18:15	<b>Jong Jun Shim</b> PARTO: technique and results	Soonchunhyang University Hospital Bucheon, Korea
18:15–18:25	<b>Dae Won Jung</b> Management of hepatic encephalopathy related with portosystemic shunt: when and how	Hanyang University, Korea
18:25–18:35	<b>Sangjoon Park</b> Principles and indications for portal vein embolization	Catholic Kwandong University College of Medicine, International St. Mary's Hospital, Korea
18:35–18:45	<b>Shu–You Peng</b> Advancing from modifying ALPPS to developing a new model for treating liver carcinoma	Zhejiang Univeristy, China
18:45–18:55	<b>Xiao–Long Qi</b> HVPG guided diagnosis and management for portal hypertension: CHES updates	CHES Group
18:55–19:00	<b>Discussion</b>	

### Nanjing Hall – B

08:00–09:30	<b>Session 4. Approaches to the management of colorectal obstruction</b>	
	<b>Moderator(s): Kenneth F. Binmoeller, Xin Shi</b>	
08:00–08:20	<b>Yun–Shi Zhong</b> Cutting Edge in the Endoscopic Management for Benign Colorectal Stricture?	Zhongshan Hospital of Fudan University, China
08:20–08:40	<b>Bing–Yan Liu</b> Stent implantation for Intestinal fistula	TongRen Hospital Affiliated to Shanghai Jiaotong University School of Medicine, China
08:40–09:00	<b>Xin Shi</b> Surgical treatment of colorectal obstruction	Zhongda Hospital, Southeast University, China
09:00–09:20	<b>Se Hwan Kwon</b> Radiologic Stent for the Treatment of Malignant Colorectal Obstruction	Kyung Hee University Hospital, Korea
09:20–09:30	<b>Discussion</b>	
13:30–15:30	<b>GI Bleeding Session – 1 (presented in Chinese only)</b>	
	<b>Moderator(s): 向华, 吕维富</b>	
13:30–13:45	<b>杨业发</b> 胆道狭窄射频治疗的新进展	海军军医大学附属东方肝胆外科医院
13:45–14:00	<b>吴志远</b> BRTO治疗消化道出血	上海交通大学医学院附属瑞金医院
14:00–14:15	<b>金桂云</b> 消化道出血的介入治疗	海南医学院第一附属医院
14:15–14:30	<b>赵中伟</b> 介入对消化道急诊出血的意义	丽水市中心医院
14:30–14:45	<b>张学强</b> 弹簧圈在消化道出血中的作用	河北医科大学第二医院
14:45–15:00	<b>Discussion</b> Shicheng He 何仕诚, Xiaoyong Huang 黄小勇, Mingsheng Huang 黄明声	
15:30–17:00	<b>GI Bleeding Session – 2 (presented in Chinese only)</b>	

	<b>Moderator(s): 韩国宏, 杨业发</b>	
15:30–15:45	<b>赵剑波</b> Tips中曲张静脉的栓塞经验	南方医科大学南方医院
15:45–16:00	<b>管 圣</b> Tips手术的经验之我见	新疆维吾尔自治区人民医院
16:00–16:15	<b>孙军辉</b> PVE的栓塞治疗	浙江医科大学一附院
16:15–16:30	<b>李 雷</b> Tips术中栓塞曲张的胃管食管底静脉	青岛市中心医院
16:30–16:45	<b>胡小波</b> PTVE联合PSE治疗门脉高压消化道出血	郑州大学第一附属医院
16:45–17:00	<b>郭应兴</b> 编织支架在tips手术中的应用	青海大学附属医院
	<b>Panel Discussion/Expert Comment</b> 诸葛宇征, 张春清, 朱光宇	
17:00–18:45	<b>CCI Youth Session – 1 (presented in Chinese only) 青委专场–1</b>	
	<b>Moderator(s): 朱力, 赵昌</b>	
17:00–17:15	<b>何 闯</b> CT引导下I-125粒子植入治疗HCC肝外转移的临床应用	陆军军医大学西南医院
17:15–17:30	<b>丁 荣</b> 食管支架植入并发症处理病例分享	云南省肿瘤医院
17:30–17:45	<b>江 森</b> 房间隔封堵器封堵难治性良性气管食管瘘	上海市肺科医院
17:45–18:00	<b>鲁 东</b> 胆道腔内射频消融联合支架植入治疗恶性梗阻性黄疸	安徽省立医院
18:00–18:15	<b>方主亭</b> 介入科在结直肠癌肝转移MDT诊疗中的角色	福建省立医院
18:15–18:30	<b>陈志瑾</b> CT引导下3D共面模板125I粒子植入近距离照射纵膈恶性肿瘤 上海交通大学医学院附属瑞金医院卢湾分院及淋巴结转移瘤	
18:30–18:45	<b>Discussion</b>	

### Zhonghua Hall – A

08:00–09:30	<b>Case–based Discussion 1. Feeding strategy in the palliative management of gastrointestinal cancer</b>	
	<b>Moderator(s): Hans–Ulrich Laasch, Sheng Liu</b>	
08:00–08:20	<b>Chun–Qing Zhang</b> Fluoroscopy–assisted endoscopic gastroenterostomy with a bi–flanged lumen–apposing self–expandable metal stent: a preliminary study	Shandong Provincial Hospital Affiliated to Shandong University, China
08:20–08:40	<b>Tian–Zhi An</b> Feeding jejunal tube placement: When is the best timing for tube insertion?	Affiliated Hospital of Guizhou Medical University, Guiyang, China
08:40–09:00	<b>Hans–Ulrich Laasch</b> Radiologic gastrostomy	The Christie, UK
09:00–09:20	<b>Jun–Sheng Li</b> Laparoscopic minimal invasive treatment of severe esophageal hernia disease	Zhongda Hospital, Southeast University, China
09:20–09:30	<b>Discussion</b>	
12:30–13:30	<b>Luncheon Symposium – micro–tech</b>	
13:30–15:00	<b>Session 5. Endoscopic treatment for complication after GI oncology</b>	

<b>Moderator(s): Hwoon–Yong Jung, Rui–Hua Shi</b>		
13:30–13:50	<b>Rui–Hua Shi</b> The optimal treatment strategy for tracheoesophageal fistula with esophageal cancer	Zhongda Hospital, Southeast University, China
13:50–14:10	<b>Zhi–Ning Fan</b> Prevention and treatment of refractory stricture after ESD or radiation therapy for esophageal cancer	The First Affiliated Hospital with Nanjing Medical University, China
14:10–14:30	<b>Jun Chul Park</b> Endoscopic management of leaks after esophagectomy/gastrectomy: endoluminal vacuum therapy	Yonsei University, Korea
14:30–14:50	<b>Ting–Sheng Ling</b> Endoscopic salvage treatment for Barrett’s associated neoplasia after EMR and/or ablation	Nanjing Drum Tower Hospital, China
14:50–15:00	<b>Discussion</b>	
15:30–17:00	<b>Session 6. Hybrid approaches in management of gastric tumor</b>	
<b>Moderator(s): Joo Young Cho, Yao–Ping Shi</b>		
15:30–15:50	<b>Chan Gyoo Kim</b> Endoscopic Full–Thickness Resection with Laparoscopic Assistance for Gastric Subepithelial Tumors	National Cancer Center, Goyang, Korea
15:50–16:10	<b>Jian–Song Ji</b> Preoperative arterial chemoembolization versus systematic chemotherapy: curative effect analyses in advanced gastric cancer patients	Lishui Central Hospital, China
16:10–16:30	<b>Joo Young Cho</b> Endoscopic full–thickness resection with sentinel lymph node dissection in early gastric cancer	CHA University, Seongnam, Korea
16:30–16:50	<b>Naoki Hiki</b> Laparoscopic endoscopic cooperative surgery in early gastric cancer	Cancer Institute Hospital, Tokyo, Japan
16:50–17:00	<b>Discussion</b>	
17:00–18:30	<b>Session 7. Endoscopic treatment for oncologic complications</b>	
<b>Moderator(s): Seungmin Bang, Gang Deng</b>		
17:00–17:20	<b>Ming Ding</b> Endobronchial Interventional Therapy for Tracheobronchial Fistula	Zhongda Hospital, Southeast University, China
17:20–17:40	<b>Shayan Irani</b> Cholecystitis in Pancreatic CA – Endoscopic Approach	Virginia Mason Medical Center, USA
17:40–18:00	<b>De–Chao Jiao</b> Cholecystitis in Pancreatic CA – Percutaneous Approach	The first Affiliated Hospital of Zhengzhou University, China
18:00–18:20	<b>Kenneth F. Binmoeller</b> Management of Combined Biliary + Duodenal Obstruction	California Pacific Medical Center, USA
18:20–18:30	<b>Discussion</b>	

### Zhonghua Hall – B

08:00–09:30	<b>Debate Session. Cystic pancreatic neoplasms: what’s new in 2018? (pancreatic cysts – why the controversy?)</b>	
<b>Moderator(s): Jeffrey H. Lee, Seungmin Bang</b>		
08:00–08:20	<b>Zhen Zhao</b> Imaging diagnosis of pancreatic cysts	Zhongda Hospital, Southeast University, China
08:20–08:40	<b>Walter Park</b> Molecular analysis of pancreatic cyst fluid	Stanford University, USA

08:40–09:00	<b>Fei Jiang</b> Ablation of pancreatic cysts	Changhai Hospital, China
09:00–09:20	<b>Ying Lv</b> Management of pancreatic cysts – why the controversy?	The Affiliated Nanjing Drum Tower Hospital of Nanjing University Medical School, China
09:20–09:30	<b>Discussion</b>	
13:30–15:00	<b>Session 8. Recent progress of local ablation therapy for pancreatobiliary malignancy</b>	
<b>Moderator(s): Young Deok Cho, Qi Zhang</b>		
13:30–13:50	<b>Jae Hee Cho</b> Endobiliary RFA for malignant biliary obstruction	Gachon University, Gil Medical Center, Korea
13:50–14:10	<b>Li–Zhi Niu</b> Simultaneous Gemcitabine and Irreversible Electroporation Treatment for Unresectable Pancreatic Cancer: Preliminary Experience in a Prospective Randomized Controlled Trial	Affiliated Fuda Cancer Hospital, Jinan University, China
14:10–14:30	<b>Zhong–Min Wang</b> Percutaneous intraductal radiofrequency ablation for treatment of biliary stent occlusion: A preliminary result	Ruijin Hospital Luwan Branch, Shanghai Jiao Tong University, China
14:30–14:50	<b>Tong–Guo Si</b> Percutaneous cryoablation of advanced pancreatic carcinoma: technique and strategy	Tianjin Medical University Cancer Institute & Hospital, China
14:50–15:00	<b>Discussion</b>	
15:30–17:00	<b>Session 9. Interventional management in pancreatobiliary malignancy</b>	
<b>Moderator(s): Yi Zhang</b>		
15:30–15:50	<b>Jie Pan</b> Role of interventional radiology in the management of complications after pancreaticoduodenectomy	Peking Union Medical College Hospital, China
15:50–16:10	<b>Jian Lu</b> Palliative treatment with radiation–emitting metallic stents in unresectable Bismuth type III or IV hilar cholangiocarcinoma	Zhongda Hospital, Southeast University, China
16:10–16:30	<b>Juan Liu</b> Endoscopic management of anastomotic biliary stricture	Zhongda Hospital, Southeast University, China
16:30–16:50	<b>Xiao–Feng Chen</b> Immunotherapy for cholangiocarcinoma	Jiangsu Province Hospital, China
16:50–17:00	<b>Discussion</b>	
17:00–18:30	<b>Session 10. Tumor ablation therapies</b>	
<b>Moderator(s): Reiko Ashida, Yingkun He</b>		
17:00–17:15	<b>Bin Xiao</b> EUS–guided injection therapies	First Affiliated Hospital of Nanjing Medical University, China
17:15–17:30	<b>Jie–Fang Guo</b> EUS–guided RFA	Changhai Hospital, China
17:30–17:45	<b>Xi–Tai Sun</b> Laparoscopic liver tumor ablation	The Affiliated Nanjing Drum Tower Hospital of Nanjing University Medical School, China
17:45–18:00	<b>Reiko Ashida</b> EUS–guided fiducial marker placement	Osaka Medical Center, Japan
18:00–18:15	<b>Gui–Qi Wang</b> Future directions in EUS–guided tumor ablation	National Cancer Center/Cancer Hospital, Chinese Academy of Medical Sciences and Peking Union Medical College, China
18:15–18:30	<b>Discussion</b>	

### Zhonghua Hall – C

08:00–09:30	<b>Session 11. The treatment of intermediate–stage HCCs</b>	
	<b>Moderator(s): Yun Hwan Kim, Hyun Ki Yoon</b>	
08:00–08:10	<b>Jin Hyoung Kim</b> Subclassification of intermediate–stage HCC	Asan Medical Center, Korea
08:10–08:20	<b>In Joon Lee</b> cTACE in the treatment of intermediate stage HCCs	National Cancer Center, Korea
08:20–08:30	<b>Teiji Kuzuya</b> bTACE	Nagoya University Hospital, Japan
08:30–08:40	<b>Jin Hyoung Kim</b> DC bead	Asan Medical Center, Korea
08:40–08:50	<b>Hyun Ki Yoon</b> Hepasphere	University of Ulsan College of Medicine, Asan Medical Center, Korea
08:50–09:00	<b>Kevin Kim</b> When TARE should be incorporated in the BCLC guideline?	Yale School of Medicine, USA
09:00–09:10	<b>Yue–Wei Zhang</b> Clinical application of comprehensive interventional therapy in the treatment of hilar tumors: a series of case reports	Beijing Tsinghua Changgung Hospital, China
09:10–09:30	<b>Discussion</b>	
13:30–15:00	<b>Session 12. Dark and light of radiation therapy in colorectal cancer</b>	
	<b>Moderator(s): Eui Kyu Chie, Rong Chen</b>	
13:30–13:50	<b>Rong Chen</b> Update on Clinical Utilization of Radiation Therapy in Colorectal Cancer	Zhongda Hospital, Southeast University, China
13:50–14:10	<b>Eui Kyu Chie</b> Complication of Radiation Therapy in Colorectal Cancer	Seoul National University College of Medicine, Korea
14:10–14:30	<b>Zhuo Yang</b> Endoscopic Management of Chronic Radiation Proctitis	The General Hospital of Shenyang Military Region, China
14:30–14:50	<b>Jin Kim</b> A Shifting Paradigm in Locally Advanced Rectal Cancer Management	Korea Cancer Center Hospital, Korea Institute of Radiological and Medical Sciences, Korea
14:50–15:00	<b>Discussion</b>	
15:30–17:00	<b>Session 13. Debatable issues in the management of colorectal neoplasia</b>	
	<b>Moderator(s): Jing–Min Wang, Dong Hoon Yang</b>	
15:30–15:50	<b>Si–De Liu</b> Therapeutic strategy for early colon cancer in the ESD era	Nanfang Hospital, Southern Medical University, China
15:50–16:10	<b>Qing–Song Tao</b> Management of Postoperative Colorectal Fistula	Zhongda Hospital, Southeast University, China
16:10–16:30	<b>Yun–Shi Zhong</b> Malignant colonic obstruction: to stent or not to stent?	Zhongshan Hospital of Fudan University, China
16:30–16:50	<b>Dong Hoon Yang</b> Dysplasia in the ulcerative colitis: colectomy or endoscopic resection?	Asan Medical Center, University of Ulsan College of Medicine, Korea
16:50–17:00	<b>Discussion</b>	
17:00–18:30	<b>Session 14. The cutting edge of colorectal endoscopic submucosal dissection</b>	

	<b>Moderator(s): Jeong Sik Byeon, Hong Chen</b>	
17:00–17:20	<b>Ping–Hong Zhou</b> Colorectal ESD: Past, present, and future	Zhongshan Hospital of Fudan University, China
17:20–17:40	<b>Jeong Sik Byeon</b> Long–term outcome of colorectal ESD in comparison with endoscopic piecemeal resection and surgery	University of Ulsan, Asan Medical Center, Korea
17:40–18:00	<b>Bo–In Lee</b> New techniques and devices of colorectal ESD	The Catholic University of Korea, Korea
18:00–18:20	<b>Zhi Wang</b> Endoscopic submucosal dissection (ESD) for treating colorectal laterally spreading tumors (LSTs)	Zhongda Hospital, Southeast University, China
18:20–18:30	<b>Discussion</b>	

### Room 725

07:30–08:30	<b>Live Demonstration–1</b>	
	<b>Moderator(s): Richard Kozarek, Wen Li</b>	
08:45–09:45	<b>Live Demonstration–2</b>	
	<b>Moderator(s): Young Deok Cho, Bin–Rong Liu</b>	
12:00–13:00	<b>Live Demonstration–3</b>	
	<b>Moderator(s): Hwoon–Yong Jung, Hong–Guang Wang</b>	
13:30–14:30	<b>Video Session–1</b>	
15:30–18:30	<b>Live Demonstration &amp; Video Session</b>	

### Room 736

13:30–15:00	<b>Session 15. Lung metastases</b>	
	<b>Moderator(s): Chen Liu</b>	
13:30–13:45	<b>Chen Liu</b> Thermal ablation strategy for thoracic oligometastatic lesions of colorectal cancer	Beijing Cancer Hospital, China
13:45–14:00	<b>Zhe Wang</b> CT–guided 125I brachytherapy for lung metastases arising from colorectal cancer	Affiliated Zhongshan Hospital of Dalian University, China
14:00–14:15	<b>Li–Zhi Niu</b> The Application of a Triple Freeze Cycle Protocols in Advanced Non–small Cell Lung Cancer	Affiliated Fuda Cancer Hospital, Jinan University, China
14:15–14:30	<b>Wu–Wei Yang</b> Cryoablation for metastatic lung tumors	Chinese PLA General Hospital, China
14:30–14:45	<b>Lin–zhong Zhu</b> Role of inferior phrenic artery in the TACE of lung metastasis	Beijing Cancer Hospital, China
14:45–15:00	<b>Discussion</b>	
15:30–17:00	<b>Session 16. A guide to better manuscript writing in English</b>	
	<b>Moderator(s): Ho Young Song, Richard A. Kozarek</b>	
15:30–15:50	<b>Richard A. Kozarek</b> The ABCs of Writing Medical Papers in English	Virginia Mason Medical Center, USA
15:50–16:10	<b>Kenneth F. Binmoeller</b> How to Present Medical Papers in English	California Pacific Medical Center, USA



16:10–16:30	<b>Ho Young Song</b> How to Run the Authorship Conference	University of Ulsan, Korea
<b>Discussion</b>		
16:30–17:00	<b>Richard A. Kozarek, Kenneth F. Binmoeller, Ho-Young Song, Tsauo Jiaywei, Dongki Lee, Koichiro Yamakado, Raman Uberoi, Mariano Eduardo Gimenez</b>	
17:30–19:30	<b>CCI–Chinese clinical practice guideline of TIPSS for portal hypertension</b>	
<b>Moderator(s): Gao–Jun Teng</b>		
<b>Panel Discussion/Expert Comment</b> <b>Shi Zhou, Hua Xiang, YuZheng Zhuge, ChunQing Zhang, Hui Xue, XiaoLi Zhu, JunHui Sun, YingChun Li, HongShan Zhong, JianJun Luo, MingSheng Huang, JianBo Zhao, ChangLong Hou, JiaPing Li, JianJun Li, Fei Gao, Feng Duan, JianSong Ji, ChangLu Yu, Lei Li, TanYang Zhou</b>		

### Room 730

13:30–15:00	<b>Chinese Session (presented in Chinese only)</b>	
<b>Moderator(s): 黎海亮, 李迎春</b>		
13:30–13:45	<b>杨继金</b> 肝癌dTACE的不良反应	海军军医大学附属长海医院
13:45–14:00	<b>周石</b> TIPS支架直径选择的经验与思考	贵州医学院附属医院
14:00–14:15	<b>钟红珊</b> 门体静脉异常分流的封堵治疗	中国医科大学附属第一医院
14:15–14:30	<b>薛挥</b> TIPS治疗肝硬化的焦点纷争	西安交通大学第一附属医院
14:30–14:45	<b>侯昌龙</b> SOSS的tips治疗经验分享	安徽省立医院
14:45–15:00	<b>Discussion</b>	
15:30–17:00	<b>Session 17. Sedation symposium</b>	
<b>Moderator(s): Hans Ulrich Laasch, Tian–Zhi An</b>		
15:30–15:50	<b>Hans Ulrich Laasch</b> Analgesia and conscious sedation by non-anaesthetists	The Christie NHS Foundation Trust, UK
15:50–16:10	<b>Xiao–Ping Gu</b> Application of opioids in gastrointestinal endoscopy	Nanjing Drum Tower Hospital, China
16:10–16:30	<b>Mu–Huo Ji</b> Deep sedation for endoscopy: known knowns and known unknowns	Zhongda Hospital, Southeast University, China
16:30–16:50	<b>Tian–Zhi An</b> When should you have an anaesthetist?	Affiliated Hospital of Guizhou Medical University, Guiyang, China
16:50–17:00	<b>Discussion</b>	
17:00–18:00	<b>SGI Steering Committee Meeting</b>	

### Room 733

13:30–15:00	<b>CCI–RISE (Radiologist Interventional Skill Enhancement) Project</b>
15:30–18:30	<b>CCI–RISE (Radiologist Interventional Skill Enhancement) Project</b>

## October 20, Saturday Jiuzhou Hall

07:30–18:00	<b>Speaker Ready Room</b>
-------------	---------------------------

### Nanjing Hall – A

08:30–10:00	<b>Tumor Ablation Session – 1</b>	
<b>Moderator(s): 庄一平, 袁瑞凡, 狄镇海</b>		
08:30–08:45	<b>范卫君</b> 肾上腺肿瘤的消融治疗	中山大学肿瘤防治中心
08:45–09:00	<b>叶欣</b> 从大数据看热消融治疗早期肺癌的地位	山东省立医院
09:00–09:15	<b>李成利</b> 脑胶质瘤微创介入治疗新挑战	山东省医学影像学研究所
09:15–09:30	<b>翟波</b> 肝脏大血管瘤的微波消融治疗	河南省儿童医院 郑州大学附属儿童医院 郑州儿童医院
09:30–09:45	<b>王忠敏</b> 纳米刀治疗肾肿瘤的临床应用研究	上海交通大学医学院附属瑞金医院
09:45–10:00	<b>讨论</b> <b>Wen Fang 方文, Ke Wang 汪舸, Xiaoqing Zhu 朱小庆</b>	
10:30–12:30	<b>Tumor Ablation Session – 2</b>	
<b>Moderator(s): 薛同庆, 石红建, 吕朋华</b>		
10:30–10:45	<b>丁文彬</b> 肝癌的个体化消融治疗	南通市第一人民医院
10:45–11:00	<b>戴峰</b> TACE联合消融在体积大约10厘米原发性肝癌中应用	南京市肿瘤医院
11:00–11:15	<b>顾玉青</b> 术中氩氦刀冷冻消融治疗局部进展期胰腺癌的应用研究	南京医科大学第二附属医院
11:15–11:30	<b>宋进华</b> TACE联合射频消融及碘125粒子植入治疗肝癌	南京市第一医院
11:30–11:45	<b>徐川</b> 肝脏肿瘤消融治疗的并发症及处理	苏北人民医院/扬州大学医学院附属医院/扬州市红十字中心医院
11:45–12:00	<b>讨论</b> <b>Weiyu Wang 王伟昱, Hui Yu 余辉, Yunjie Zhu 朱云杰</b>	
13:30–15:30	<b>Tumor Embolization Session (Chinese)</b>	
<b>Moderator(s): 顾建平, 郭金和, 王忠敏</b>		
13:30–13:50	<b>Hyun–Ki Yoon</b> Choice of embolic agents in TACE– update from ASAN experience	Asan Medical Center, Korea
13:50–14:10	<b>郑传胜</b> TACE治疗原发性肝癌全球循证医学证据	华中科技大学同济医学院附属协和医院武汉协和医院
14:10–14:30	<b>肖越勇</b> 骨与软组织肿瘤的冷冻消融治疗	中国人民解放军总医院
14:30–14:50	<b>李佳睿</b> 明胶海绵颗粒急诊出血性疾病中的临床应用	吉林大学白求恩第一医院
14:50–15:10	<b>张跃伟</b> 可吸收微粒同步药物栓塞肝癌和伴发动静脉瘘的安全性和疗效	北京清华长庚医院
15:10–15:30	<b>讨论</b> <b>Jian Xu 许健, Guowen Yin 尹国文, Qi Wang 王祁</b>	
15:30–17:15	<b>CCI Youth Session – 2 (presented in Chinese only)</b>	
<b>Moderator(s) 主持: 于海鹏, 杜端明, 石宝琪</b>		

15:30–15:45	<b>古善智</b> 内镜引导肿瘤消融治疗	湖南省肿瘤医院
15:45–16:00	<b>斯光晏</b> Tips术后分流道失功的处理	西南医科大学附属中医医院
16:00–16:15	<b>陈磊</b> BRTO 治疗上消化道出血	苏州市立医院东区 (南京医科大学附属苏州医院)
16:15–16:30	<b>周兵</b> 医用胶在小肠出血栓塞治疗中的安全性和有效性探讨	杭州师范大学附属医院
16:30–16:45	<b>张肖</b> 纳米刀消融术在不可切除胰腺癌中的临床应用	中国人民解放军总医院
16:45–17:00	<b>夏宁</b> 125I粒子照射成纤维细胞活化蛋白后对胰腺癌细胞转移与侵袭的影响	上海交通大学医学院附属瑞金医院卢湾分院
17:00–17:15	<b>马聪</b> Whipple术后复发所致输入袢综合症的经皮介入治疗	中南大学湘雅二医院

### Nanjing Hall – B

08:30–10:00	<b>Session 18. Approaches to clinical T1b cancers in upper gastrointestinal tract</b>	
	<b>Moderator(s): Joo Young Cho, Lin-Sun Li</b>	
08:30–08:50	<b>Hyunsoo Chung</b> Approaches to clinical T1b EGC: ESD first	Seoul National University, Korea
08:50–09:10	<b>Liang Zong</b> Approaches to clinical T1b EGC: Surgery first	Northern Jiangsu People's Hospital, China
09:10–09:30	<b>Hyuk Lee</b> Approaches to clinical T1b superficial esophageal cancer: ESD and adjuvant treatments	Sungkyunkwan Universtiy, Seoul, Korea
09:30–09:50	<b>Ruo-Yu Hu</b> Less Injury and Better Prognosis — Dilemma of the treatment selection	Zhongda Hospital, Southeast Univeristy, China
09:50–10:00	<b>Discussion</b>	
10:30–12:30	<b>Session 19. Management of gastrointestinal stromal tumor (GIST)</b>	
	<b>Moderator(s): Zhen-Ling Ji</b>	
10:30–10:50	<b>Naoki Hiki</b> Laposcopic resection of the GISTs on the gastroesophagel conjunction	Cancer Institute Hospital, Tokyo, Japan
10:50–11:10	<b>Ze-Kuan Xu</b> Laparoscopic Technique for GISTs, value and debate?	First Affiliated Hospital of Nanjing Medical University, China
11:10–11:30	<b>Bing-Rong Liu</b> Innovation for endoscopic resection of GISTs	The first Affiliated Hospital of Zhengzhou University, China
11:30–11:50	<b>Zhen-Ling Ji</b> Duodenal GIST, laparoscopic or endoscopic?	Zhongda Hospital, Southeast University, China
11:50–12:30	<b>Discussion</b>	
13:30–15:00	<b>Session 20. Stretagies for the multidisciplinary management of colorectal cancer</b>	
	<b>Moderator(s): Jeffrey H. Lee, Diwen Zhu</b>	
13:30–13:50	<b>Lu Yin</b> Bridge-to-surgery stent for malignant colorectal obstruction in various clinical situations	Shanghai Tongji University, China

13:50–14:10	<b>Jin Hong Park</b> Local excision after preoperative chemoradiotherapy for rectal cancer: who are the best candidates?	Asan Medical Center, Korea
14:10–14:30	<b>Jing-Min Wang</b> Hepatic metastasis of colorectal cancer, resect it or not?	Zhongda Hospital, Southeast University, China
14:30–14:50	<b>Jeffrey H. Lee</b> Palliative interventions in the management of unresectable colorectal cancer	MD Anderson Cancer Center, USA
14:50–15:00	<b>Discussion</b>	
15:30–17:00	<b>Session 21. Complications related to endoscopic or radiologic intervention of colorectal neoplasia: risk and management</b>	
	<b>Moderator(s): Yunho Jung, Fang-Yu Wang</b>	
15:30–15:50	<b>Ping-Hong Zhou</b> When the risk of ESD-related complications increases and how to overcome it?	Zhongshan Hospital of Fudan University, China
15:50–16:10	<b>Yunho Jung</b> Perforation related to colorectal ESD, can we treat it without surgery?	SoonChunHyang University, Korea
16:10–16:30	<b>Rui-Hua Shi</b> How to minimize complications of colorectal stenting	Zhongda Hospital, Southeast University, China
16:30–16:50	<b>Rui Li</b> Postpolypectomy bleeding: how to prevent and how to treat?	The First Affiliated Hospital of Soochow University, China
16:50–17:00	<b>Discussion</b>	

### Zhonghua Hall – A

08:30–10:00	<b>Session 22. Introduction of palliative intervention for pancreatic cancer</b>	
	<b>Moderator(s): Jose Ramón Armengol-Miró, Sang Myung Woo</b>	
08:30–08:50	<b>Jose Ramón Armengol-Miró</b> Pancreatic pathology. Multidisciplinary endoscopic diagnostic and drainage	WIDER-Barcelona, Spain
08:50–09:10	<b>Bin Liu</b> Percutaneous Iodine-125 Brachytherapy for Advanced Pancreatic Cancer Pending	The Second Hospital of Shandong University, China
09:10–09:30	<b>Man Deuk Kim</b> IRE for locally advanced pancreatic cancer	Yonsei University, Korea
09:30–09:50	<b>Qi Zhang</b> Endovascular denervation of celiac plexus block for pain caused by pancreatic cancer	Zhongda Hospital, Southeast University, China
09:50–10:00	<b>Discussion</b>	
10:30–12:30	<b>Session 23. Management of complications after pancreatobiliary surgery</b>	
	<b>Moderator(s): Man Deuk Kim</b>	
10:30–10:50	<b>Yu Wan</b> Imaging characteristics of the common complications after pancreatobiliary surgery	Zhongda Hospital, Southeast University, China
10:50–11:10	<b>WeiWei Ding</b> The treatment shifts of pancreatic trauma: more endoscopic therapies are coming!	Jinling Hospital, Clinical School of Medical College, Nanjing University, China

11:10–11:30	<b>Jong Woo Kim</b> Transarterial embolization or stent-graft placement: indication, technique, and outcomes	Asan Medical Center, Korea
11:30–11:50	<b>Jun Chen</b> Management of postoperative portal vein complications	Jiangsu Cancer Hospital, China
11:50–12:10	<b>Kichang Han</b> Percutaneous approach management of loop syndrome	Severance Hospital, Research Institute of Radiological Science, Yonsei University College of Medicine, Korea
12:10–12:30	<b>Discussion</b>	
13:30–15:10	<b>Session 24. Recent progress in CBD stones removal under ERCP</b>	
	<b>Moderator(s): Jong Soo Shin, Xu He</b>	
13:30–13:50	<b>Sang Hyub Lee</b> Endoscopic management of recurrent CBD stones: how to minimize the risk of recurrence?	Korea
13:50–14:05	<b>Hong-Guang Wang</b> Peroral cholangioscopy for CBD stone removal	People's Hospital of Jilin City, China
14:05–14:25	<b>Jong Soo Shin</b> PTBD biliary stone removal in 916 patients experience. Percutaneous GB stone removal as a next emerging procedure model.	Hallym University, Korea
14:25–14:40	<b>Shun He</b> The advance of ERCP in CBD stone: tools and techniques	National Cancer Center/Cancer Hospital, Chinese Academy of Medical Sciences and Peking Union Medical College, China
14:40–14:55	<b>YuLiang Li</b> Percutaneous transhepatic removal of common bile duct stones	The Second Hospital of Shandong University, China
14:55–15:10	<b>Discussion</b>	
15:30–17:00	<b>Case-based Discussion 2. Management of acute cholecystitis</b>	
	<b>Moderator(s): Chang Won Kim, Dong Jae Shim</b>	
15:30–15:50	<b>Bing-Rong Liu</b> Role of endoscopic approach	The first Affiliated Hospital of Zhengzhou University, China
15:50–16:10	<b>Chang Won Kim</b> Role of percutaneous approach	Pusan National University, Korea
16:10–16:30	<b>Zhen-Ling Ji</b> Cholecystectomy: optimal timing, laparoscopic vs. open	Zhongda Hospital, Southeast University, China
16:30–16:40	<b>Lin Miao</b> Case 1 – Endoscopic approach	The Second Hospital of Nanjing Medical University, China
16:40–16:50	<b>Dong Jae Shim</b> Case 2 – Percutaneous approach	The Catholic University of Korea, Korea
16:50–17:00	<b>Discussion</b>	
17:00–18:30	<b>Free Paper Session – 3</b>	
	<b>Moderator(s): Cao-Ye Wang</b>	
17:00–17:10	<b>Derek Edwards</b> Defining “Radial Force” and assessment standards for GI stents.	The Christie NHS Foundation Trust, UK
17:10–17:20	<b>Yozo Sato</b> Transarterial chemoembolization using cisplatin-loaded hepasphere for patients with unresectable hepatocellular carcinoma.	Aichi Cancer Center Hospital, Japan

17:20–17:30	<b>Juan Qin</b> Risk Prediction of Haemorrhage after 125I seed-loaded stent placement for Patients with Esophageal Squamous Cell Carcinoma: Development of a Prediction Model	Zhongda Hospital, Southeast University, China
17:30–17:40	<b>CaoYe Wang</b> Esophageal balloon pyloroplasty in the treatment of gastric paralysis after esophageal and cardiac cancer surgery	The First People's Hospital of Changzhou, China
17:40–17:50	<b>Hao Huang</b> Assessment of the Probability of Post-thrombotic Syndrome in Patients with Lower Extremity Deep Venous Thrombosis	Nanjing First Hospital, China
17:50–18:00	<b>Zi-Fan Zheng</b> Evaluation of colon capsule endoscopy for assessing mucosal inflammation in ulcerative colitis based on Mayo endoscopic subscore: result from a diagnostic meta-analysis	Southern Medical University, China
18:00–18:10	<b>Chu-Hui Zeng</b> The exploration of a novel biodegradable drug-eluting biliary stent for benign biliary stricture	Zhongda Hospital, Southeast University, China
18:10–18:30	<b>Discussion</b>	

### Zhonghua Hall – B

08:30–10:00	<b>Session 25. New strategy for overcoming the stent obstruction in malignant obstruction</b>	
	<b>Moderator(s): Jin Hong Kim, Don Haeng Lee</b>	
08:30–08:50	<b>Sung-Gwon Kang</b> New wire material, membrane material, and manufacture	S&G Biotech Inc., Korea
08:50–09:10	<b>Hiroyuki Isayama</b> New stent design: antireflux, antimigration, etc	Juntendo University, Japan
09:10–09:30	<b>Don Haeng Lee</b> New anti-cancer stent: dug-eluting stent	Inha University, Korea
09:30–09:50	<b>JiaPing Li</b> Comparison of intraluminal radiofrequency ablation and stents vs. stents alone in the management of malignant biliary obstruction	The First Affiliated Hospital, Sun Yat-Sen University, China
09:50–10:00	<b>Discussion</b>	
10:30–12:30	<b>Session 26. Non-conventional access for biliary and duodenal stents</b>	
	<b>Moderator(s): Michel Kahaleh, Jiaywei Tsauo</b>	
10:30–10:50	<b>Mariano Eduardo Giménez</b> Duodenal stent: Transgastric and transhepatic route. Indications, technique and results.	Hospital de Clínicas José de San Martín, University of Buenos Aires, Argentina
10:50–11:10	<b>Chun-Qing Zhang</b> Echoendoscopic biliary stent. Transgastric and transduodenal route. Technique and results.	Shandong Provincial Hospital Affiliated to Shandong University, China
11:10–11:30	<b>Jiaywei Tsauo</b> Biliary stent placement: Transjugular route: indications, technique, and results	National Cancer Center/ Cancer Hospital, Chinese Academy of Medical Sciences and Peking Union Medical College, China
11:30–11:50	<b>Michel Kahaleh</b> Echoendoscopic union between the gallbladder and the duodenum. Useful in acute cholecystitis?	Weill Cornell Medical College, Cornell University, USA
11:40–12:30	<b>Discussion</b>	



13:30–15:00 <b>Session 27. Multidisciplinary management of necrotizing pancreatitis</b>		
<b>Moderator(s): Kenneth F. Binmoeller, Hao Xu</b>		
13:30–13:50	<b>Jae Hee Cho</b> Endoscopic step-up approach for necrotizing pancreatitis: When and How? Or Safe Access, Debridement & Drainage of WON	Gachon University, Gil Medical Center, Korea
13:50–14:10	<b>Zheng-Qiang Yang</b> Interventional management of procedure-related complications	First Affiliated Hospital of Nanjing Medical University, China
14:10–14:30	<b>Richard A. Kozarek</b> Is it Real? Short and Longterm Outcomes for Dual Modality Drainage for Pancreatic WON	Virginia Mason Medical Center, USA
14:30–14:50	<b>Hui-Min Lu</b> Minimal invasive surgical strategies of SAP – West China experiences	West China Hospital, Sichuan University, China
14:50–15:00	<b>Discussion</b>	
15:30–17:00 <b>Session 28. Bile duct injury: When to repair with surgery and when to use minimally invasive procedures</b>		
<b>Moderator(s): DongKi Lee, CaiFang Ni</b>		
15:30–15:50	<b>Gang Zhao</b> How to avoid bile duct injury in complicated laparoscopic cholecystectomy	Shanghai East Hospital, China
15:50–16:10	<b>Jiangtao Li</b> In post-surgical biliary partial stenosis I prefer surgery.	Zhejiang University 2nd Hospital, Hangzhou, China
16:10–16:30	<b>Xu-Dong Qu</b> In post-surgical biliary partial stenosis I prefer minimally invasive procedures. Which? Why?	Zhongshan Hospital, Fudan University
16:30–16:50	<b>DongKi Lee</b> In total post-surgical biliary strictures. Minimally invasive therapy can also be offered.	Yonsei University, Korea
16:50–17:00	<b>Discussion</b>	
17:00–18:30 <b>Free Paper Session – 4</b>		
<b>Moderator(s): Wei-Zhong Zhou</b>		
17:00–17:10	<b>Gareth Davies</b> Partially covered, double knitted colonic stents improve outcome for malignant colonic strictures.	Royal Glamorgan Hospital, USA
17:10–17:20	<b>BinYan Zhong</b> Bariatric Arterial Embolization for Obesity: A Review of Early Clinical Evidence	First Affiliated Hospital of Soochow University, China
17:20–17:30	<b>WeiZhong Zhou</b> A comparative study of percutaneous stent placement with or without iodine-125 seeds strand for malignant biliary obstruction	First Affiliated Hospital of Nanjing Medical University, China
17:30–17:40	<b>Hui Zheng</b> The analysis of prognostic factors for the treatment of gastroesophageal varices bleeding with transjugular intrahepatic portosystemic shunt	Union Hospital of Fujian Medical University, China
17:40–17:50	<b>Min Ai</b> Endovascular embolization of arterial bleeding in patients with severe acute pancreatitis	Jinling Hospital, Clinical School of Medical College, Nanjing University, China

17:50–18:00	<b>LinLin Wu</b> Comparative analysis of the clinical efficacy of radiofrequency ablation between ultrasound and CT guided in treating hepatocellular carcinoma	Changhai Hospital of Shanghai
18:00–18:10	<b>Si-Liang Chen</b> The effect of puncture of portal vein in TIPS with covered stent	Nanfang Hospital, Southern Medical University, China
18:10–18:30	<b>Discussion</b>	

### Zhonghua Hall – C

08:30–10:00 <b>Free Paper Session – 1</b>		
<b>Moderator(s): Yue-Qi Zhu</b>		
08:30–08:40	<b>Miquel Masachs-Peracaula</b> ENDOSCOPIC STENTING FOR GASTRODUODENAL OUTLET OBSTRUCTION	University Vall Hebron Hospital Barcelona, Spain
08:40–08:50	<b>Hong-Jian Shi</b> Percutaneous sclerotherapy for treatment of large volume hepatic hemangioma	The Affiliated Wujin Hospital, Jiangsu University, China
08:50–09:00	<b>Yue-Qi Zhu</b> Biodegradable magnesium alloy stent insertion into esophagus: the technique feasibility and tissue reaction evaluation	Shanghai Jiaotong University Affiliated Sixth People's Hospital, China
09:00–09:10	<b>Jin Ho Kim</b> Complications after transarterial radioembolization of non-HCC hepatic tumors	Korea University Anam Hospital, Korea
09:10–09:20	<b>HaiFeng Zhou</b> A Model of Artificial Neural Network for Predicting Early Biliary Infection in Patients Underwent Percutaneous Transhepatic Biliary Stent Placement	Zhongda Hospital, Southeast University, China
09:20–09:30	<b>ZengLin Wang</b> Clinical Application of CT-guided Percutaneous Enterost	Provincial Hospital of Fujian, China
09:30–09:40	<b>Lin Zheng</b> Sorafenib Improves Lipiodol Deposition in Transarterial Chemoembolization of Patients with Hepatocellular Carcinoma: A Long-term, Retrospective Study	The Affiliated Cancer Hospital of Zhengzhou University, Henan Cancer Hospital, China
09:40–10:00	<b>Discussion</b>	
10:30–12:30 <b>Session 29. Management of HCC with PVTT</b>		
<b>Moderator(s): Koichiro Yamakado, HaiDong Zhu</b>		
10:30–10:45	<b>Koichiro Yamakado</b> Management of HCC with PVT	Hyogo College of Medicine, Japan
10:45–11:00	<b>Lu Wang</b> Surgical resection or liver transplantation	Zhongshan Hospital, Fudan University, China
11:00–11:15	<b>Cai-Lian Wang</b> Targeted therapy in liver cancer	Zhongda Hospital, Southeast University, China
11:15–11:30	<b>HaiDong Zhu</b> Intervention: stenting+ brachytherapy	Zhongda Hospital, Southeast University, China

11:30–11:45	<b>Sui Shen</b> Dosemetry Optimization for 125I Seed-loaded Stent for Portal Vein Tumor Thrombosis Treatment	University of Alabama Birmingham Medical School, USA
11:45–12:00	<b>Wei-Dong Jia</b> Surgical treatment of hepatocellular carcinoma with portal vein tumor thrombus	Anhui Provinvial Hospital, China
12:00–12:15	<b>Zhi Wang</b> Atypical imaging features of HCC	Zhongda Hospital, Southeast University, China
12:15–12:30	<b>Discussion</b>	
13:30–15:00	<b>Chinese Session– 2 (Chinese)</b>	
15:30–17:00	<b>Session 30. Other GI tumor ablation or intervention sessions</b>	
	<b>Moderator(s): Sang Hyub Lee, Jae Hee Cho</b>	
15:30–15:45	<b>JunHui Sun</b> Embolotherapy for Neuroendocrine Liver Metastases	The First Affiliated Hospital, School of Medicine, Zhejiang University, China
15:45–16:00	<b>Fei Gao</b> A preoperative mathematic model for computed tomographic guided microwave ablation treatment of hepatic dome tumors	Sun Yat–Sen University Cancer Center, China
16:00–16:15	<b>Ling-Xiao Liu</b> Loco-regional Therapy for unresectable Gastrointestinal Neuroendocrine tumor with liver metastases	Zhongshan Hospital, Fudan University, China
16:15–16:30	<b>Kai-Wen Huang</b> Cryoablation: advantage and pitfall compared to RFA	National Taiwan University Hospital, Taiwan
16:30–16:45	<b>Guang-Shao Cao</b> UAE of Cesarean Scar Pregnancy	Henan Provincial People’s Hospital, China
16:45–17:00	<b>Fen-Qiang Li</b> Experience of treatment digestive system arterial hemorrhage in Interlock coil	The First Hospital of Lanzhou University, China
17:00–17:15	<b>Discussion</b>	

### Room 725

08:30–12:30	<b>Hands-on Workshop</b>
14:00–15:00	<b>Live Demonstration–4</b>
	<b>Moderator(s): Jose Ramón Armengol–Miró, Jie-Fang Guo</b>
15:30–17:00	<b>Video Session–2</b>

### Room 730

07:30–08:30	<b>SGI Editorial Committee Meeting</b>	
08:30–10:00	<b>Free Paper Session – 2</b>	
	<b>Moderator(s): Tao Pan</b>	
08:30–08:40	<b>Monder Abu-Suboh-Abadia</b> Diagnostic rentability of Contrast-Enhanced Harmonic Endoscopic Ultrasound (CH- EUS) as a complementary method to Endoscopic Ultrasound-Guided Fine Needle Aspiration Biopsy (EUS FNA) in the study of solid pancreatic lesions.	Vall Hebron University Hospital W.I.D.E.R. Barcelona, Spain

08:40–08:50	<b>Don Haeng Lee</b> Controlling GI bleeding with endoscopically applied hemostatic powder	Inha University, Korea
08:50–09:00	<b>Tao Pan</b> In vitro evaluation of irinotecan loaded bioresorbable microspheres for arterial chemoembolization	Zhongda Hospital, Southeast University, China
09:00–09:10	<b>ZhongZhi Jia</b> Angiography Findings and Endovascular Management of Acute Nonvariceal Gastrointestinal Bleeding: A Pictorial Essay	Changzhou Second People’s Hospital, China
09:10–09:20	<b>XueFeng Luo</b> Long-term patency and clinical outcome of the transjugular intrahepatic portosystemic shunt using the expanded polytetrafluoroethylene stent-graft	Nanshi Hospital of Nanyang , China
09:20–09:30	<b>ZiYuan Zou</b> Comparative efficacy of primary prophylactic interventions to prevent variceal hemorrhage: Results of a Bayesian network meta-analysis	Nanfang Hospital, Southern Medical University, China
09:30–09:40	<b>WenLong Fan</b> Abdominal aorta balloon occlusion vs prophylactic uterine artery catheterization and embolization in performing cesarean section for delivery women with pernicious placenta previa	First Affiliated Hospital of Nanjing Medical University, China
09:40–10:00	<b>Discussion</b>	
10:00–12:30	<b>Chinese Red Cross Foundation iHOPE (Interventional Hengrui Oncology Patient Embrace) Project</b>	